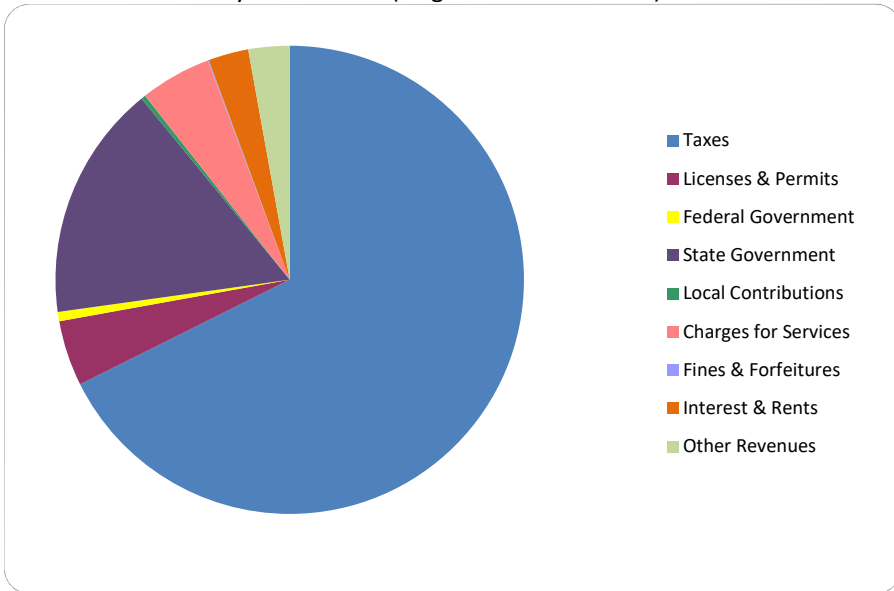


CITIZEN'S GUIDE TO LOCAL UNIT FINANCES - ()

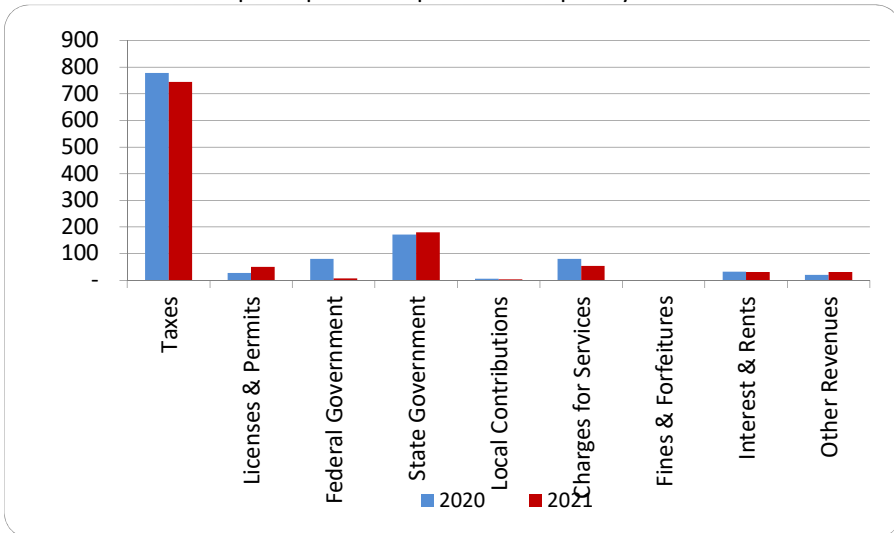
1. Where our money comes from (all governmental funds)



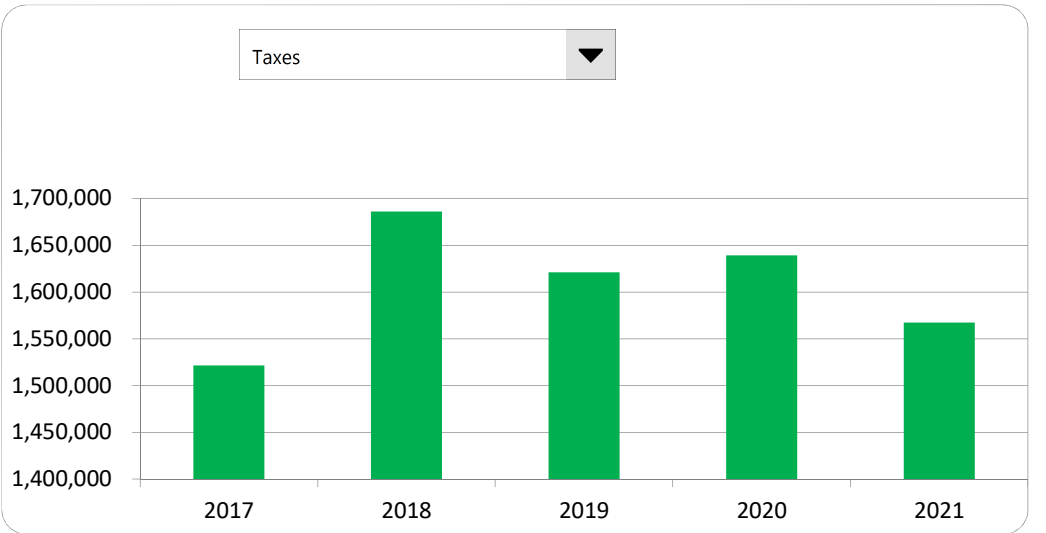
2. Compared to the prior year

	2020	2021	% change
Taxes	\$ 1,639,189	\$ 1,567,350	-4.38%
Licenses & Permits	56,548	105,133	85.92%
Federal Government	169,627	14,858	-91.24%
State Government	360,961	377,743	4.65%
Local Contributions	12,453	6,978	-43.97%
Charges for Services	169,750	113,660	-33.04%
Fines & Forfeitures	2,100	2,025	-3.57%
Interest & Rents	67,277	63,972	-4.91%
Other Revenues	43,368	65,977	52.13%
Total Revenues	\$ 2,521,273	\$ 2,317,696	-8.07%

3. Revenue sources per capita - compared to the prior year



4. Historical trends of individual sources



Commentary:

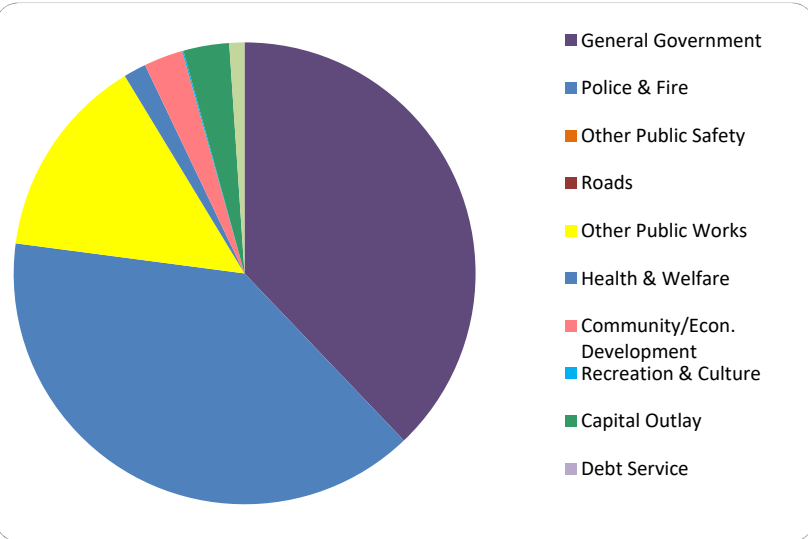
For more information on our unit's finances, contact Eric Hermanson at 906-337-1625.

CITIZEN'S GUIDE TO LOCAL UNIT FINANCES - (I)

EXPENDITURES

1. Where we spend our money (all governmental funds)

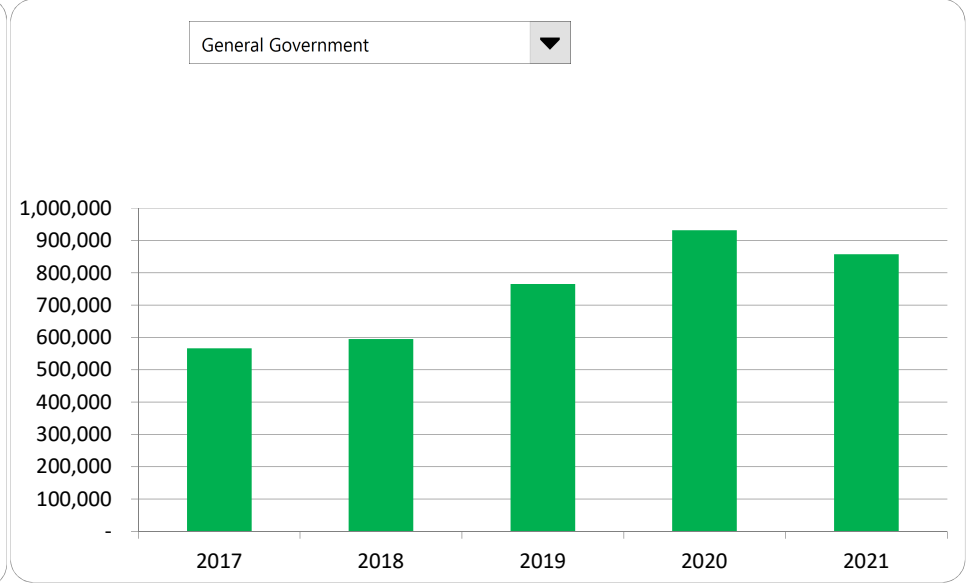
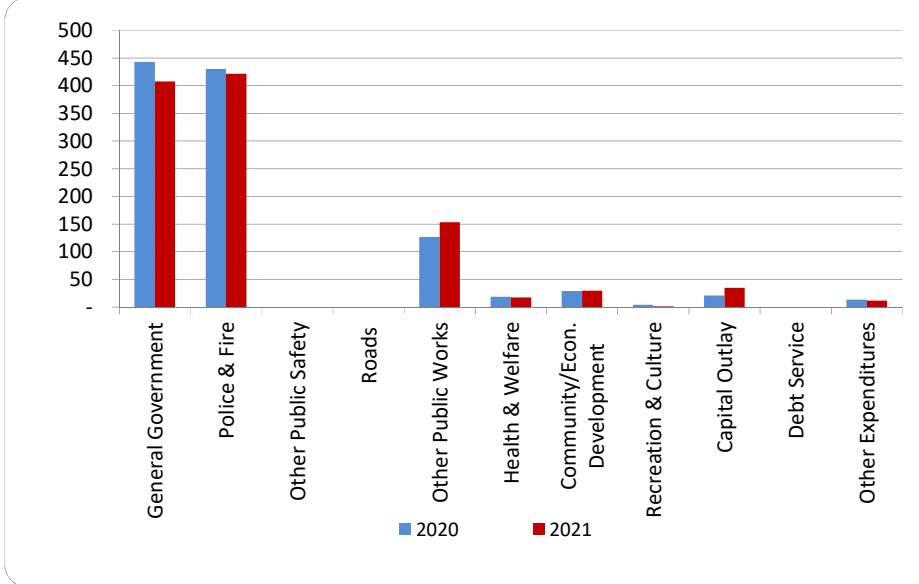
2. Compared to the prior year



	2020	2021	% change
General Government	\$ 931,570	\$ 857,489	-7.95%
Police & Fire	905,293	887,258	-1.99%
Other Public Safety	-	-	N/A
Roads	-	-	N/A
Other Public Works	266,372	322,456	21.05%
Health & Welfare	39,337	36,182	-8.02%
Community/Econ. Development	61,302	61,633	0.54%
Recreation & Culture	8,267	2,000	-75.81%
Capital Outlay	44,000	72,703	65.23%
Debt Service	-	-	N/A
Other Expenditures	27,620	24,165	-12.51%
Total Expenditures	\$ 2,283,761	\$ 2,263,886	-0.87%

3. Spending per capita - compared to the prior year

4. Historical trends of individual departments:



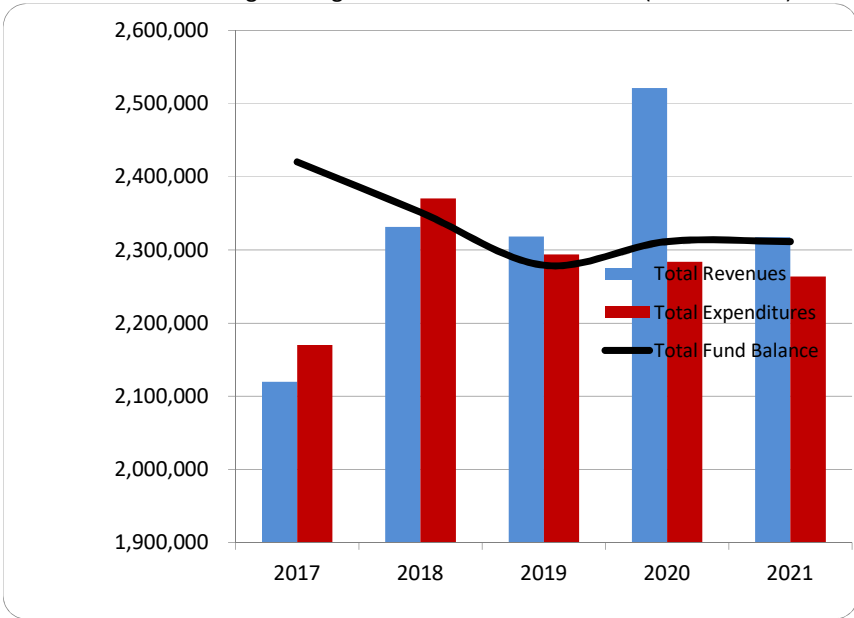
Commentary:

For more information on our unit's finances, contact Eric Hermanson at 906-337-1625.

CITIZEN'S GUIDE TO LOCAL UNIT FINANCES - (I)

FINANCIAL POSITION

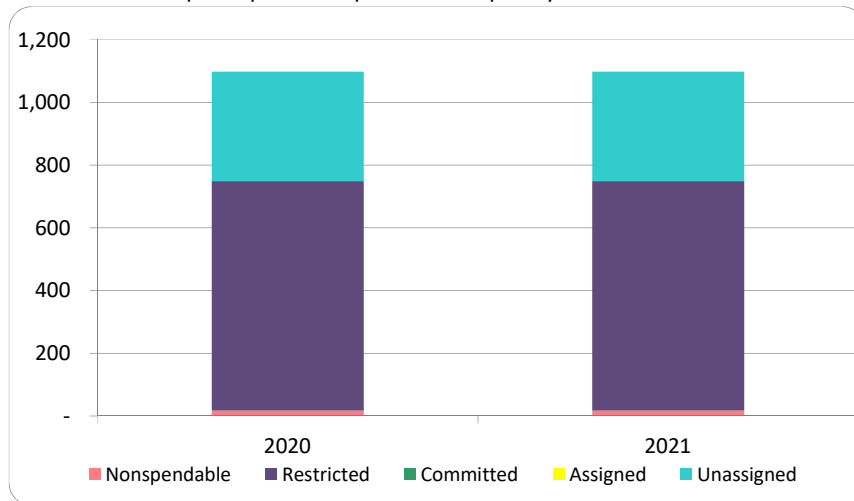
1. How have we managed our governmental fund resources (fund balance)?



2. Compared to the prior year

	2020	2021	% change
Revenue	2,521,273	2,317,696	-8.07%
Expenditures	2,283,761	2,263,886	-0.87%
Surplus (shortfall)	237,512	53,810	-77.34%
Fund balance, by component:			
Nonspendable	35,034	35,034	0.00%
Restricted	1,542,441	1,542,441	0.00%
Committed	-	-	N/A
Assigned	-	-	N/A
Unassigned	733,871	733,871	0.00%
total fund balance	2,311,346	2,311,346	0.00%

3. Fund balance per capita - compared to the prior year



4. Historical trends of individual components



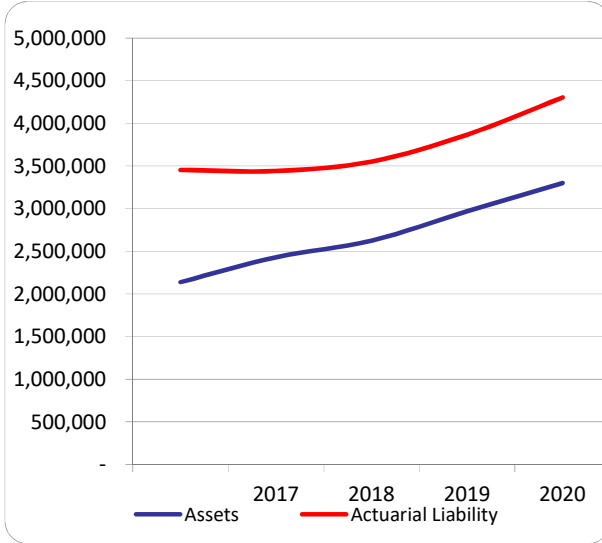
Commentary:

For more information on our unit's finances, contact Eric Hermanson at 906-337-1625.

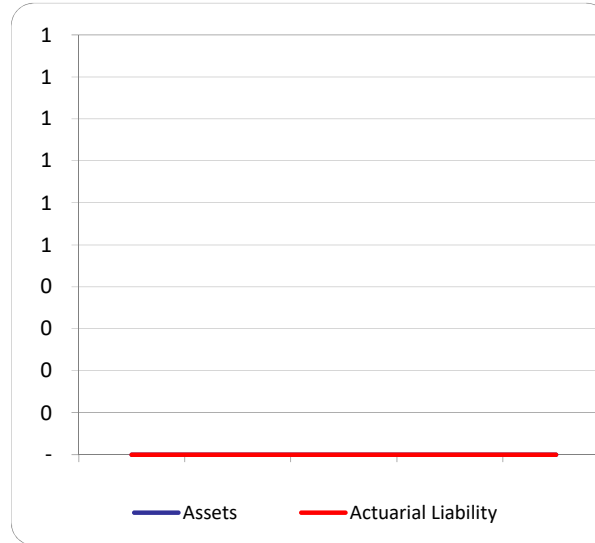
CITIZEN'S GUIDE TO LOCAL UNIT FINANCES - ()

OTHER LONG TERM OBLIGATIONS

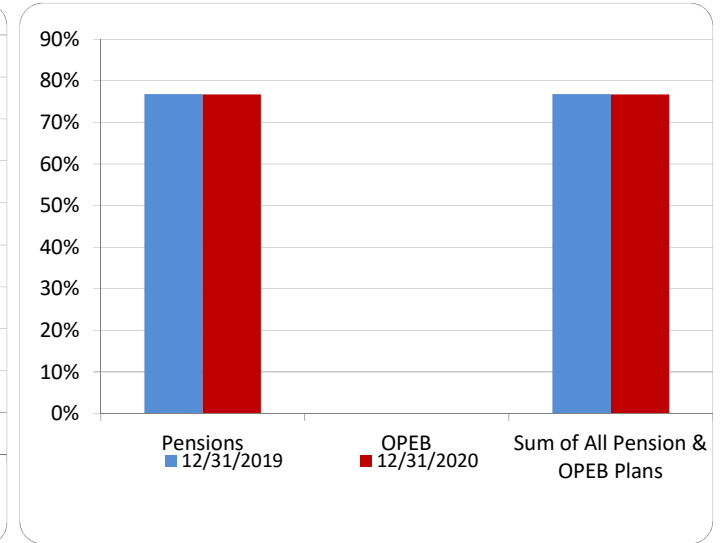
1. Pension funding status



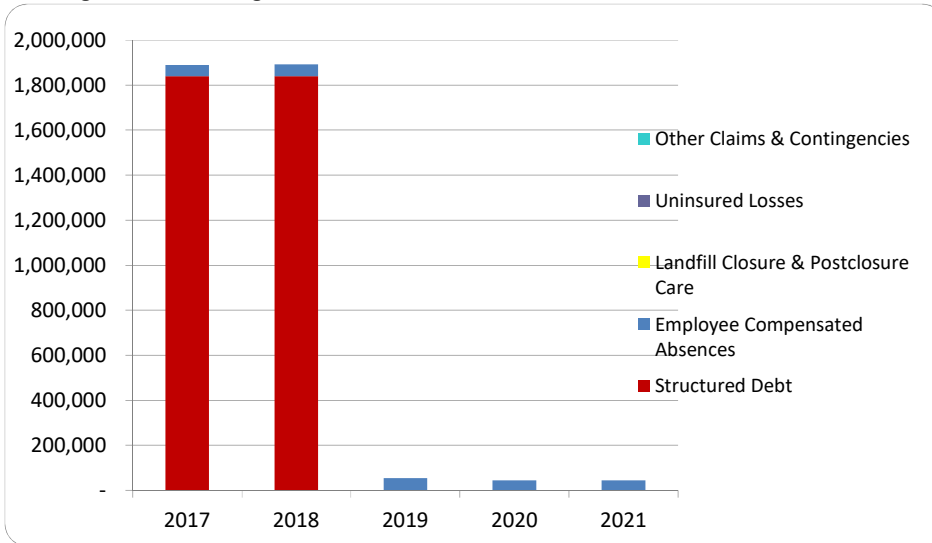
2. Retiree Health care funding status



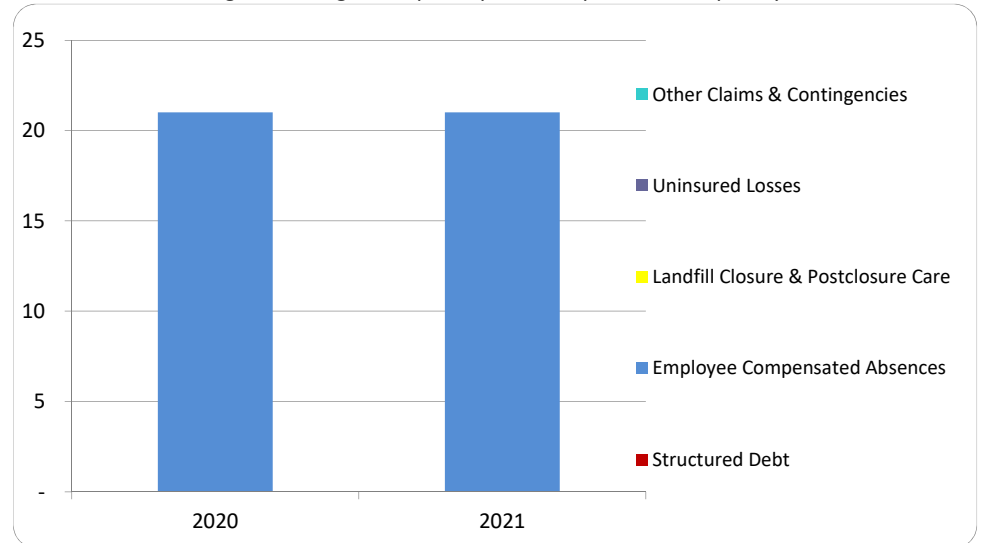
3. Percent funded - compared to the prior year



4. Long Term Debt obligations:



5. Debt & other long term obligations per capita - compared to the prior year



Commentary:

For more information on our unit's finances, contact Eric Hermanson at 906-337-1625.